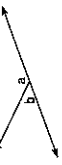


Angle Pair Relationships

Name the relationship: complementary, linear pair, vertical, or adjacent.

1) linear pair



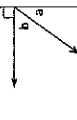
2) adjacent



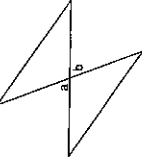
3) adjacent



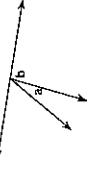
4) complementary



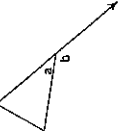
5) vertical



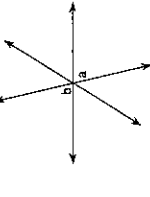
6) adjacent



7) linear pair



8) vertical

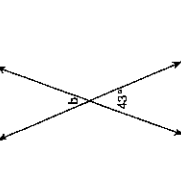


Find the measure of angle b.

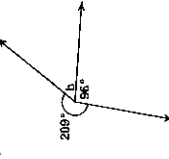
9) 130°



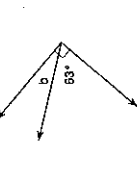
10) 43°



11) 55°



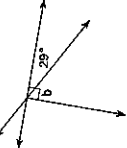
12) 27°



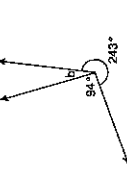
13) 145°



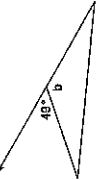
14) 61°



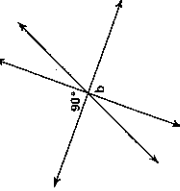
15) 23°



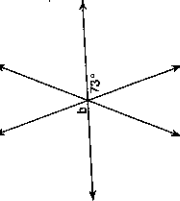
16) 131°



17) 90°

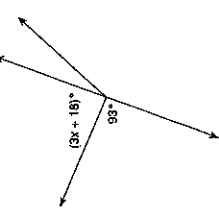


18) 73°

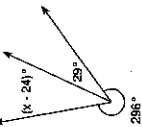


Find the value of x.

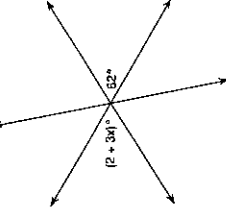
19) 23



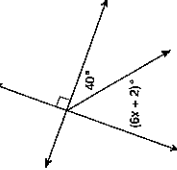
20) 59



21) 20



22) 8



Create your own worksheets like this one with Infinite Geometry. Free trial available at [KutaSoftware.com](http://KutaSoftware.com)

Key

# Complementary and Supplementary Angle Worksheet

Name Key Date \_\_\_\_\_

1. If two angles add up to  $180^\circ$  they are Supplementary angles.
2. If two angles add up to  $90^\circ$ , they are complementary angles.

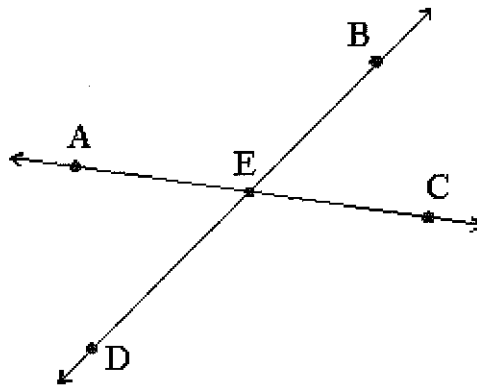
One angle of a pair of complementary angles is given. What is the measurement of the other angle?

3.  $45^\circ$   $45^\circ$       4.  $82^\circ$   $8^\circ$       5.  $23^\circ$   $67^\circ$

One angle of a pair of supplementary angles is given. What is the measurement of the other angle?

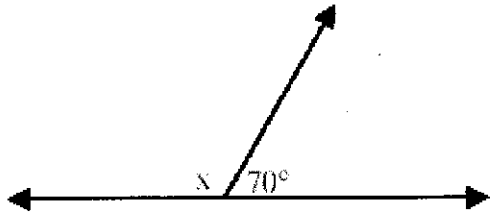
6.  $173^\circ$   $7^\circ$       7.  $75^\circ$   $105^\circ$       8.  $92^\circ$   $98^\circ$

9. Name two pairs of supplementary angles in the figure below.



$\angle AEB + \angle BEC$  ,  $\angle CED + \angle AED$

10.



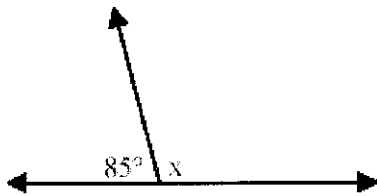
These two angles are:

Supplementary X

Complementary \_\_\_\_\_

Angle  $x = 110^\circ$

11.



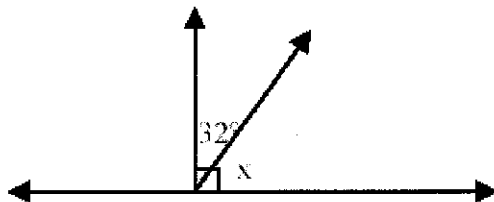
These two angles are:

Supplementary X

Complementary \_\_\_\_\_

Angle  $x = 105^\circ$

12.

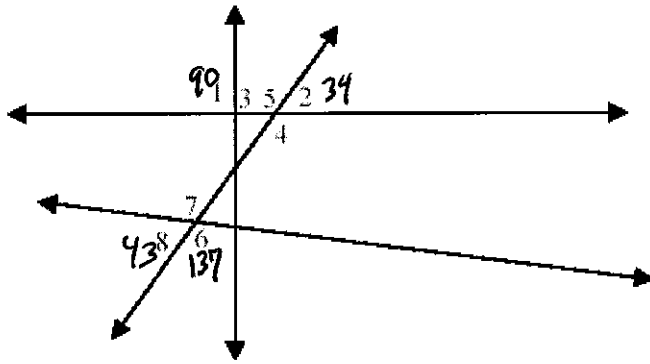


These two angles are:

Supplementary \_\_\_\_\_

Complementary X

Angle  $x = 58^\circ$



Given:  $\angle 1 = 90^\circ$   
 $\angle 2 = 34^\circ$   
 $\angle 6 = 137^\circ$

13.  $\angle 3 = \underline{90}^\circ$

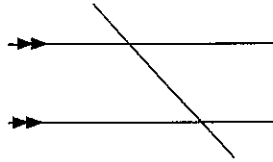
14.  $\angle 8 = \underline{43}^\circ$

15.  $\angle 4 = \underline{146}^\circ$

# Angles Formed From Parallel Lines Cut by a Transversal

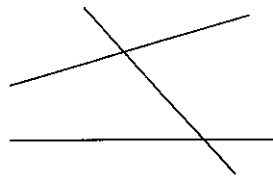
Yes, that is a mouthful, and so is each member of this next set of angles, but with a little practice and a little persistence it's easy!

First, what the heck are Parallel Lines Cut by a Transversal? Well let's see.



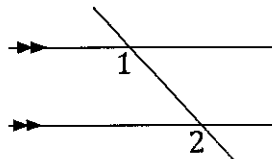
See how the parallel lines are both going the same direction? The Transversal is just an unnecessarily fancy name for that lines that intersects both of the parallel lines.

Now let's look at this...



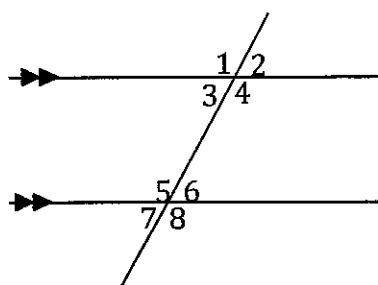
See the difference in this figure? The lines are not parallel. That's okay, all of these angles still have the same name. If the lines aren't parallel none of them are equal. Confused? As Yoda would say, "You will be." Ah, but who cares, he's just a silly green guy who lives in a swamp and has grammar problems. It's really not that bad. Let's look at the first pair of angles already....

## Corresponding Angles (memorize me)



Corresponding Angle Theorem: If two parallel lines are cut by a transversal then corresponding angles are congruent and equal in measure.

If the lines aren't parallel they aren't equal; that's not so bad, huh? In your face, Yoda! No! Put me down! I didn't mean it! Okay seriously, corresponding angles are always on the same side of the transversal as each other, and on the same side of their respective parallel lines. That is how you remember them. In the previous example  $\angle 1$  is below and to the left and so is  $\angle 2$  so they are corresponding. Here are all of them.



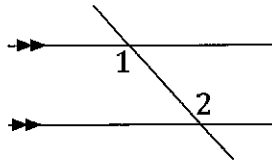
$\angle 1$  and  $\angle 5$  are corresponding so...  $m\angle 1 = m\angle 5$

$\angle 3$  and  $\angle 7$  are corresponding so...  $m\angle 3 = m\angle 7$

$\angle 2$  and  $\angle 6$  are corresponding so...  $m\angle 2 = m\angle 6$

$\angle 4$  and  $\angle 8$  are corresponding so...  $m\angle 4 = m\angle 8$

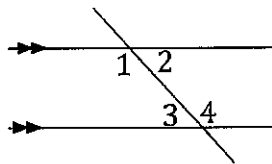
## Alternate Interior Angles (memorize me)



**Alternate Interior Angle Theorem:** If two parallel lines are cut by a transversal then alternate interior angles are equal in measure.

Again, if the lines aren't parallel these are not equal. Alternate means opposite. Like the alternate side of the street from where you live. To get there go across the street! Interior means inside.

(How often do you see an interior decorator hanging curtains on the outside of a house? Not a good idea... trust me.) So, alternate interior means "opposite inside". Opposite, as in on opposite sides of the transversal, and inside, as in inside the parallel lines. You have to kind of stare at them a while to see what I mean, but when you see it you won't forget it. So stare away! (I'm not joking about the staring. It actually helps to stare at them until you get used to where they are.)



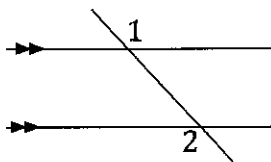
$\angle 1$  and  $\angle 4$  are alternate interior so...  $m\angle 1 = m\angle 4$

$\angle 2$  and  $\angle 3$  are alternate interior so...  $m\angle 2 = m\angle 3$

Also note that there are only two pairs of these things in the picture, so they are pretty easy to find.

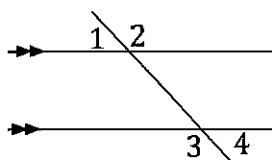
## Alternate Exterior Angles (memorize me)

Can you guess where these are just by the name?



**Alternate Exterior Angle Theorem:** If two parallel lines are cut by a transversal, then alternate exterior angles are equal in measure.

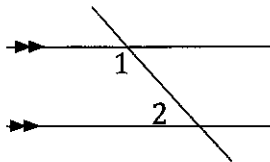
Yup, you guessed it. Exterior means outside, so these are "opposite outside" angles, as you can see if you stare again for a while...



$\angle 1$  and  $\angle 4$  are alternate exterior so...  $m\angle 1 = m\angle 4$

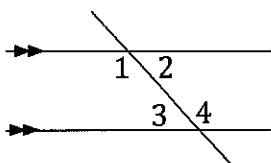
$\angle 2$  and  $\angle 3$  are alternate exterior so...  $m\angle 2 = m\angle 3$

Consecutive Angles (memorize me)



Consecutive Angle Theorem: If two parallel lines are cut by a transversal then the sum of the measures of consecutive angles is  $180^\circ$ .

Again, if the lines aren't parallel this isn't true either. This one is a bit different. These are on the same side of the transversal and on the inside of the parallel lines. They are different because they add to  $180^\circ$ . That is because in the following picture  $\angle 2$  is actually corresponding to angle  $\angle 3$  and therefore equal. You already know  $\angle 2$  and  $\angle 3$  are a linear pair (or at least you should). So then it follows that  $\angle 1$  and angle  $\angle 2$  also add to  $180^\circ$ . Now begin the staring!

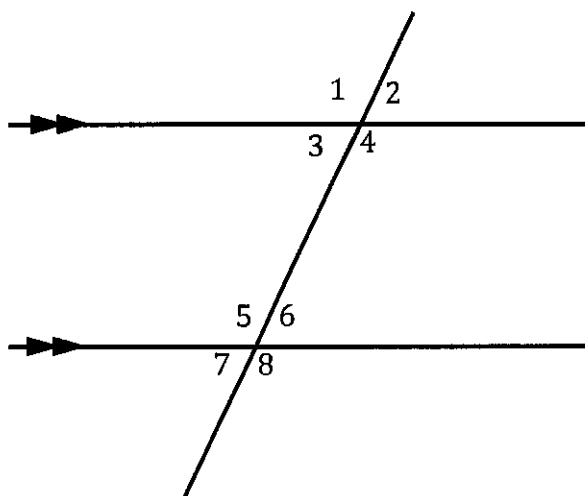


$\angle 1$  and  $\angle 3$  are consecutive so...  $m\angle 1 + m\angle 3 = 180^\circ$

$\angle 2$  and  $\angle 4$  are consecutive so...  $m\angle 2 + m\angle 4 = 180^\circ$

Great! So now we have corresponding, alternate interior, alternate exterior and consecutive angles. We will do a few exercises to help you memorize them. But... if you don't have a clue what they are go back and read and stare for a while longer until you do. Hey, I told you I would tell you the best way to learn this. If there was another way besides staring I would tell you. It's like you have to memorize these positions visually. For example, you can stare at a picture of your favorite person and then close your eyes and picture their face, right? It's the same thing with these angles. If you can close your eyes and picture where they all are then you're ready.

For your first set of problems, list all of the pairs of each type of angle. Refer to the instructions if you need to. (Don't feel bad about looking back. Everyone will need to on these first few problems.)



1. List all the pairs of corresponding angles:

$$\begin{aligned} \angle 1 &+ \angle 5 & \angle 4 &+ \angle 8 \\ \angle 2 &+ \angle 6 \\ \angle 3 &+ \angle 7 \end{aligned}$$

2. List all the pairs of alternate interior angles:

$$\begin{aligned} \angle 3 &+ \angle 6 \\ \angle 4 &+ \angle 5 \end{aligned}$$

3. List all the pairs of alternate exterior angles:

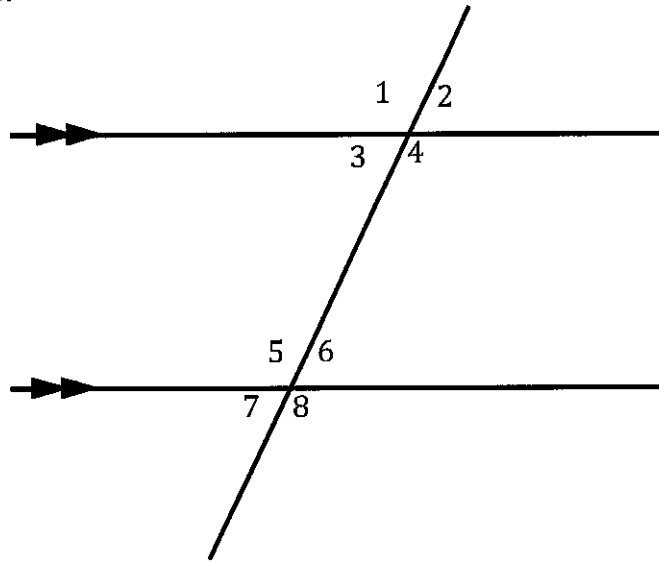
$$\begin{aligned} \angle 1 &+ \angle 8 \\ \angle 2 &+ \angle 7 \end{aligned}$$

4. List all the pairs of consecutive angles:

$$\begin{aligned} \angle 3 &+ \angle 5 \\ \angle 4 &+ \angle 6 \end{aligned}$$

Easy as an abelian ring!!!! Let's do some more...

For our first exercise, bubble the correct answer choice for each item below. Refer to the previous pages if you need to.



1.  $\angle 1$  and  $\angle 5$  are...

- A. Corresponding
- B. Alternate Interior
- C. Alternate Exterior
- D. Consecutive

2.  $\angle 8$  and  $\angle 4$  are...

- A. Corresponding
- B. Alternate Interior
- C. Alternate Exterior
- D. Consecutive

3.  $\angle 2$  and  $\angle 7$  are...

- A. Corresponding
- B. Alternate Interior
- C. Alternate Exterior
- D. Consecutive

4.  $\angle 3$  and  $\angle 6$  are...

- A. Corresponding
- B. Alternate Interior
- C. Alternate Exterior
- D. Consecutive

5.  $\angle 6$  and  $\angle 4$  are...

- A. Corresponding
- B. Alternate Interior
- C. Alternate Exterior
- D. Consecutive

6.  $\angle 2$  and  $\angle 6$  are...

- A. Corresponding
- B. Alternate Interior
- C. Alternate Exterior
- D. Consecutive

7.  $\angle 4$  and  $\angle 5$  are...

- A. Corresponding
- B. Alternate Interior
- C. Alternate Exterior
- D. Consecutive

8.  $\angle 1$  and  $\angle 8$  are...

- A. Corresponding
- B. Alternate Interior
- C. Alternate Exterior
- D. Consecutive

9.  $\angle 3$  and  $\angle 5$  are...

- A. Corresponding
- B. Alternate Interior
- C. Alternate Exterior
- D. Consecutive

10.  $\angle 4$  and  $\angle 8$  are...

- A. Corresponding
- B. Alternate Interior
- C. Alternate Exterior
- D. Consecutive

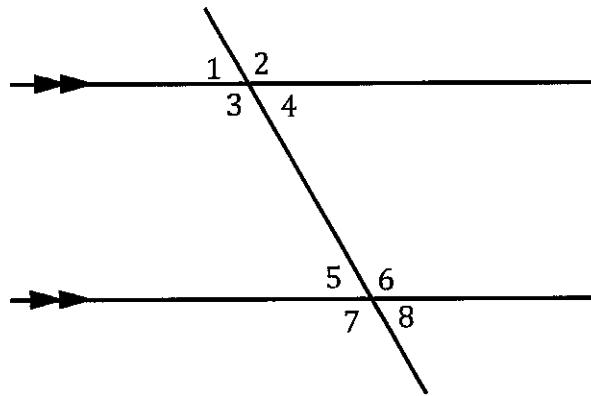
Great Job, these are tough to remember which is which. If you are struggling, go back and try to memorize what each one looks like. (like remembering a picture) If you do that these will become very easy. Let's do some more!

Bubble the correct answer choice from each item above.

#1.	#2.	#3.	#4.	#5.	#6.	#7.	#8.	#9.	#10.
<input checked="" type="radio"/> A.	<input checked="" type="radio"/> A.	<input type="radio"/> A.	<input type="radio"/> A.	<input type="radio"/> A.	<input checked="" type="radio"/> A.	<input type="radio"/> A.	<input type="radio"/> A.	<input type="radio"/> A.	<input checked="" type="radio"/> A.
<input type="radio"/> B.	<input type="radio"/> B.	<input type="radio"/> B.	<input checked="" type="radio"/> B.	<input type="radio"/> B.	<input type="radio"/> B.	<input checked="" type="radio"/> B.	<input type="radio"/> B.	<input type="radio"/> B.	<input type="radio"/> B.
<input type="radio"/> C.	<input type="radio"/> C.	<input checked="" type="radio"/> C.	<input type="radio"/> C.	<input type="radio"/> C.	<input type="radio"/> C.	<input type="radio"/> C.	<input checked="" type="radio"/> C.	<input type="radio"/> C.	<input type="radio"/> C.
<input type="radio"/> D.	<input type="radio"/> D.	<input type="radio"/> D.	<input type="radio"/> D.	<input checked="" type="radio"/> D.	<input type="radio"/> D.	<input type="radio"/> D.	<input type="radio"/> D.	<input checked="" type="radio"/> D.	<input type="radio"/> D.



For each, state the angle relationship.



1. Angle  $\angle 1$  and  $\angle 8$  are...

alternate exterior angles

2. Angle  $\angle 3$  and  $\angle 5$  are...

consecutive angles

3. Angle  $\angle 1$  and  $\angle 5$  are...

corresponding

4. Angle  $\angle 4$  and  $\angle 8$  are...

corresponding

5. Angle  $\angle 2$  and  $\angle 6$  are...

corresponding

6. Angle  $\angle 4$  and  $\angle 5$  are...

alternate interior

7. Angle  $\angle 2$  and  $\angle 7$  are...

alternate exterior

8. Angle  $\angle 3$  and  $\angle 6$  are...

alternate interior

9. Angle  $\angle 4$  and  $\angle 6$  are...

consecutive

10. Angle  $\angle 3$  and  $\angle 7$  are...

corresponding

The next set might have some from other sections! You can do it!

11. Angle  $\angle 7$  and  $\angle 6$  are...

vertical angles

12. Angle  $\angle 5$  and  $\angle 7$  are...

supplementary

13. Angle  $\angle 1$  and  $\angle 4$  are...

vertical

14. Angle  $\angle 6$  and  $\angle 3$  are...

alternate exterior

15. Angle  $\angle 5$  and  $\angle 6$  are...

supplementary

16. Angle  $\angle 7$  and  $\angle 8$  are...

supplementary

17. Angle  $\angle 7$  and  $\angle 3$  are...

corresponding

18. Angle  $\angle 5$  and  $\angle 8$  are...

vertical

Okay good, you're getting faster at it I bet. Let's do some matching. Write the letter of each picture in the right column in the blank next to its description in the left column.

G 1. alternate interior angles

D 2. corresponding angles

I 3. alternate exterior angles

E 4. complementary angles

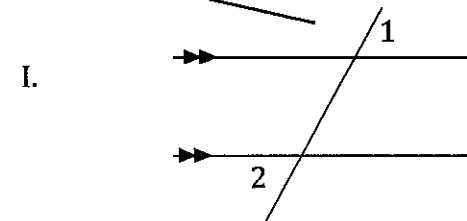
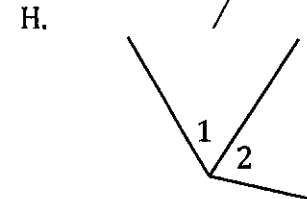
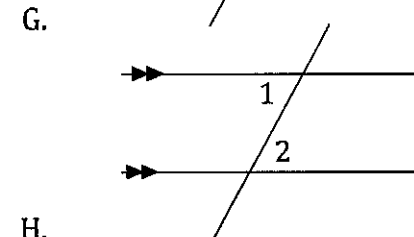
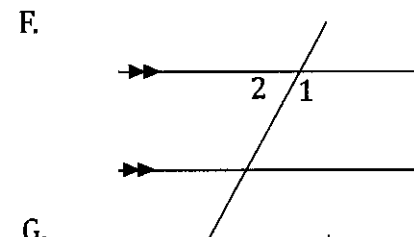
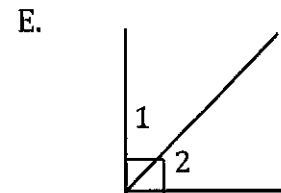
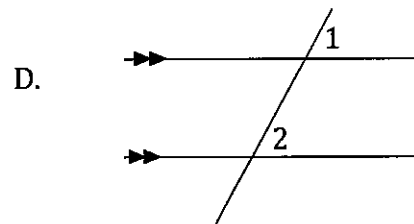
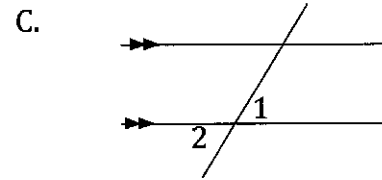
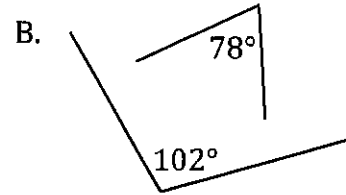
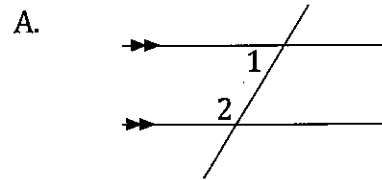
C 5. vertical angles

B 6. supplementary angles

F 7. linear pair

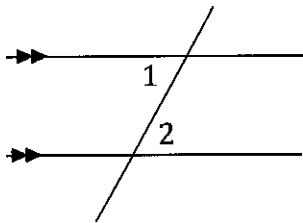
A 8. consecutive angles

H 9. adjacent angles



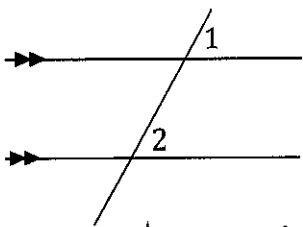
Let's take it up a notch... for each, write the angle relationship you see in the picture and a statement of whether the angles are equal or add to  $180^\circ$ .

1. This one is done for you so you know what to do.



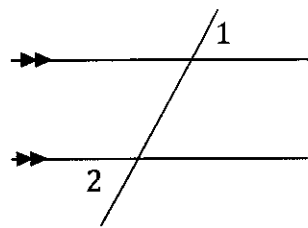
Alternate exterior,  $m\angle 1 = m\angle 2$

3.



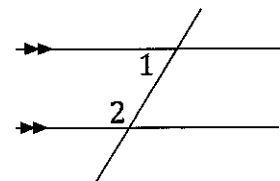
Corresponding  $m\angle 1 = m\angle 2$

5.



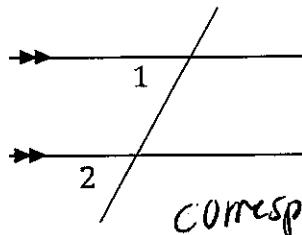
alternate exterior  
 $m\angle 1 = m\angle 2$

8.



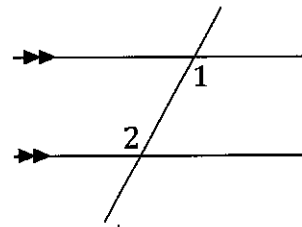
consecutive  
 $m\angle 1 + m\angle 2 = 180^\circ$

2.



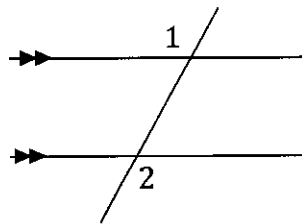
corresponding  $m\angle 1 = m\angle 2$

4.

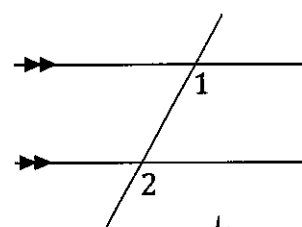


alternate interior  $m\angle 1 = m\angle 2$

6.

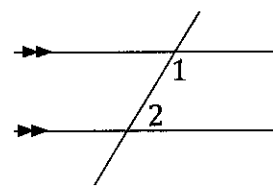


7.



corresponding  $m\angle 1 = m\angle 2$

9.

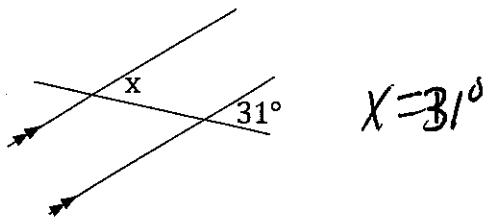


consecutive  
 $m\angle 1 + m\angle 2 = 180^\circ$

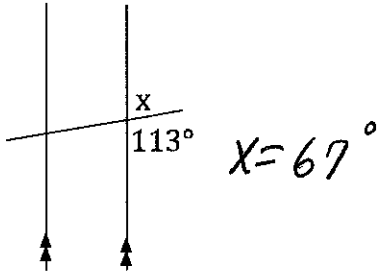
Great job!!

Don't worry about these, they are just rotated.

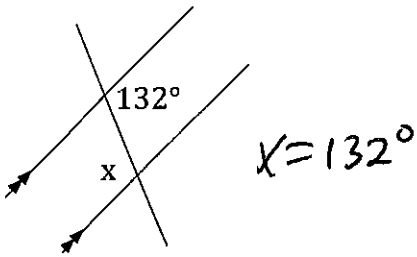
8.



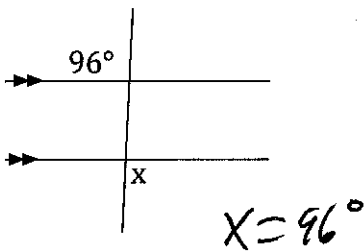
10.



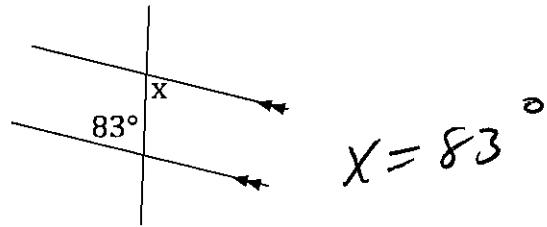
12.



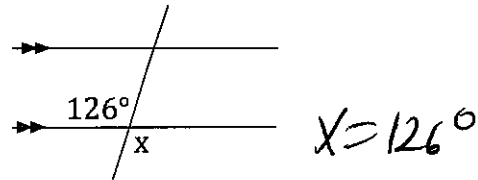
14.



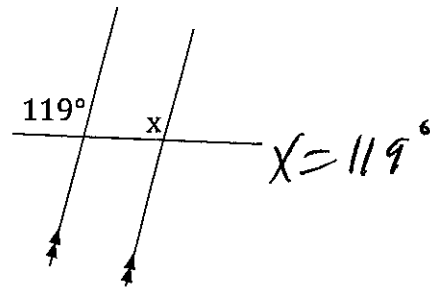
9.



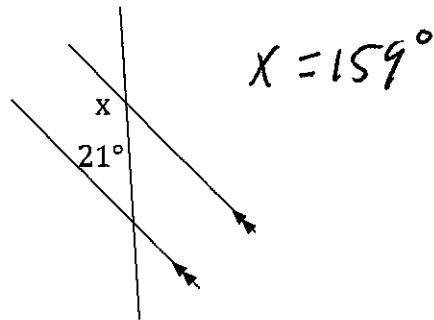
11.



13.



15.

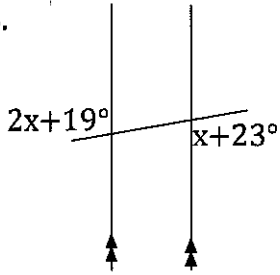


Bubble all the correct answers from above. Don't bubble incorrect answers.

- 31°  132°  54°  96°  159°  122°  83°  119°  154°  113°  67°  52°  58°  126°

On these state the angle relationship, write a statement about whether they add to  $180^\circ$  or are equal, and find the value of  $x$ .

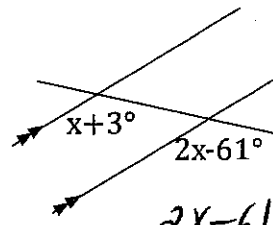
16.



Alternate exterior

$$\begin{aligned}
 2x+19^\circ &= x+23^\circ \\
 -x & \quad -x \\
 x+19^\circ &= 23^\circ \\
 -19^\circ & -19^\circ \\
 x &= 4^\circ
 \end{aligned}$$

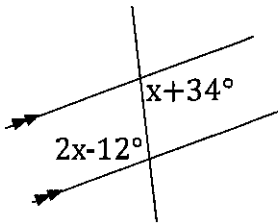
17.



$$2x-61 = x+3$$

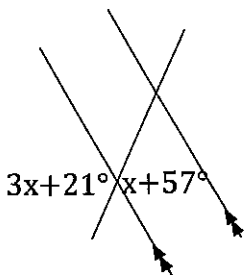
$$\boxed{x=64}$$

18.



$$\begin{aligned}
 2x-12 &= x+34 \\
 \boxed{x=46}
 \end{aligned}$$

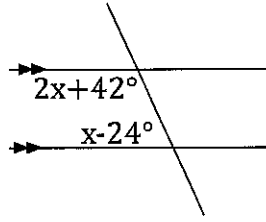
20.



$$(3x+21) \neq (x+57)$$

$$\begin{aligned}
 2x &= 36 \\
 \boxed{x=18}
 \end{aligned}$$

19.



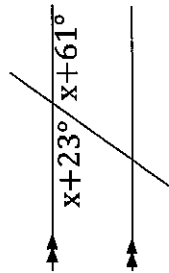
$$(2x+42) + (x-24) = 180$$

$$3x + 18 = 180$$

$$3x = 162$$

$$\boxed{x=54}$$

21.



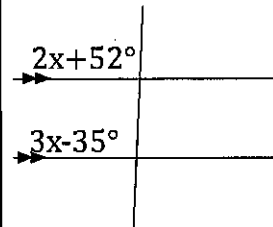
$$(x+61) + (x+23) = 180$$

$$2x + 84 = 180$$

$$2x = 96$$

$$\boxed{x=48}$$

22.



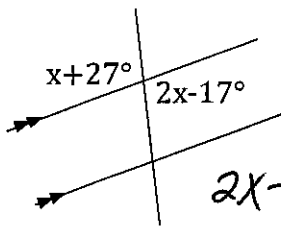
$$2x+52 = 3x-35$$

$$\boxed{87 = x}$$

Bubble all the correct answers from above. Don't bubble incorrect answers.

- $72^\circ$ 
  $4^\circ$ 
  $12^\circ$ 
  $46^\circ$ 
  $18^\circ$ 
  $64^\circ$ 
  $54^\circ$ 
  $42^\circ$ 
  $30^\circ$ 
  $48^\circ$ 
  $97^\circ$ 
  $28^\circ$ 
  $87^\circ$ 
  $83^\circ$

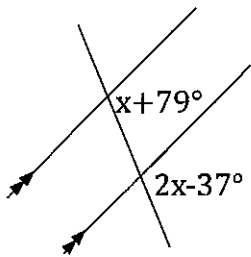
23.



$$2x - 17 = x + 27$$

$$\boxed{x = 44}$$

25.

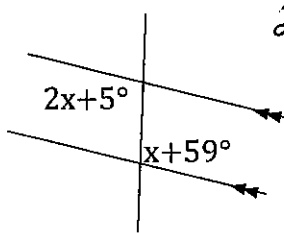


$$x + 79 = 2x - 37$$

$$\boxed{x = 116}$$

\* Doesn't work \*

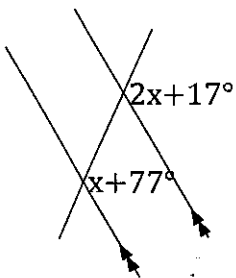
27.



$$2x + 5 = x + 59$$

$$\boxed{x = 54}$$

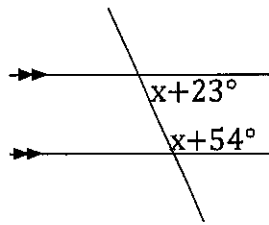
29.



$$2x + 17 = x + 77$$

$$\boxed{x = 60}$$

24.



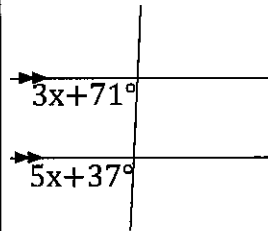
$$(x + 23) + (x + 54) = 180$$

$$2x + 77 = 180$$

$$2x = 103$$

$$\boxed{x = 51.5}$$

26.

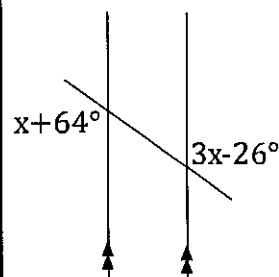


$$5x + 37 = 3x + 71$$

$$2x = 34$$

$$\boxed{x = 17}$$

28.

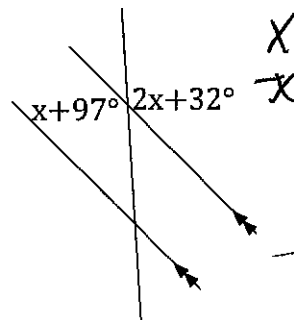


$$x + 64 = 3x - 26$$

$$90 = 2x$$

$$\boxed{x = 45}$$

30.



$$x + 97 = 2x + 32$$

$$\begin{array}{r} 97 = x + 32 \\ -32 \quad -32 \\ \hline \end{array}$$

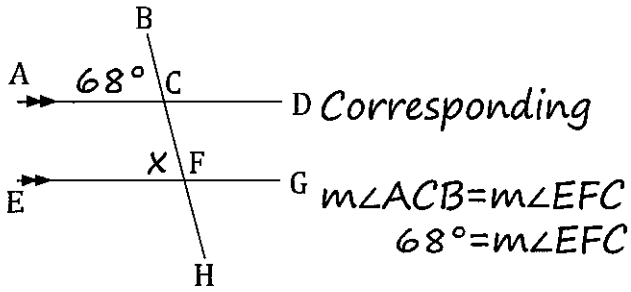
$$\boxed{x = 65}$$

Bubble all the correct answers from above. Don't bubble incorrect answers.

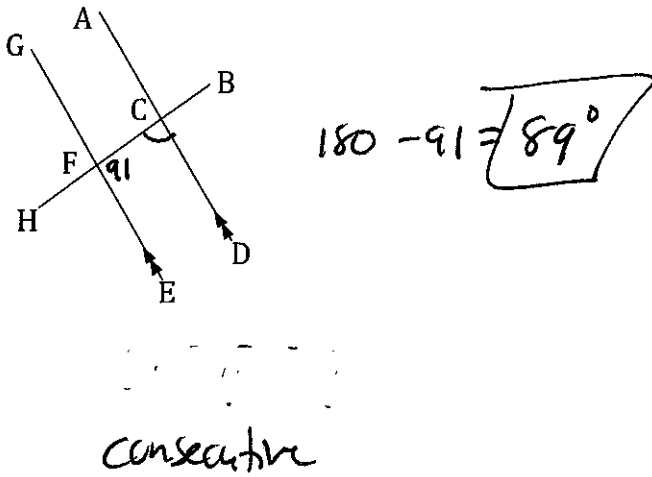
31°  116°  20°  17°  54°  98°  51.5°  45°  60°  72.5°  65°  44°  30.5°  24°

Mark the diagram with the given information, state the angle relationship, and then solve for the indicated angle.

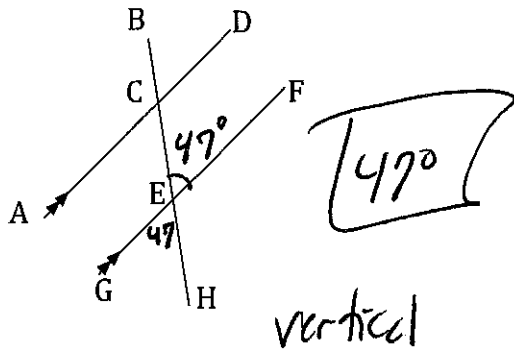
31.  $m\angle ACB$  is  $68^\circ$  Find the  $m\angle EFC$ .



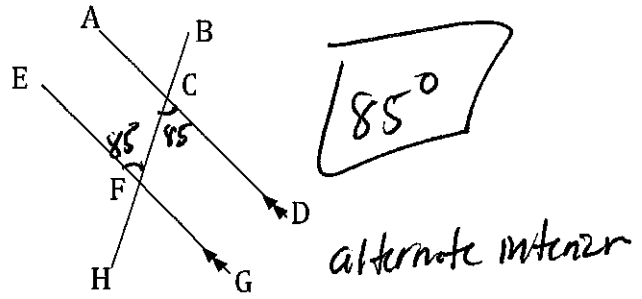
33.  $m\angle EFB = 91^\circ$  Find  $m\angle DCH$ .



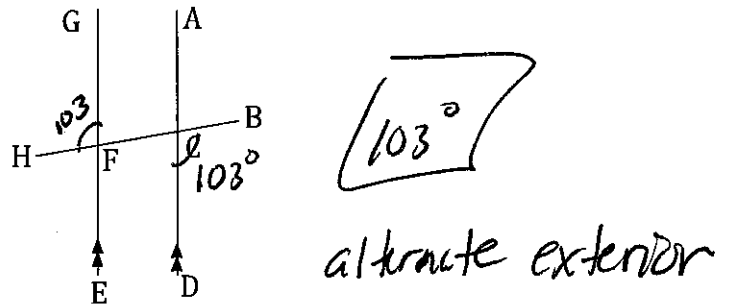
35.  $m\angle GEH = 47^\circ$  Find  $m\angle BEF$ .



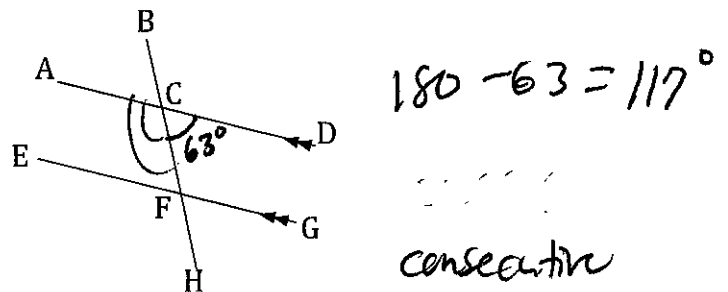
32.  $m\angle DCH = 85^\circ$  Find  $m\angle BFE$ .



34.  $m\angle HFG = 103^\circ$  Find  $m\angle BCD$ .



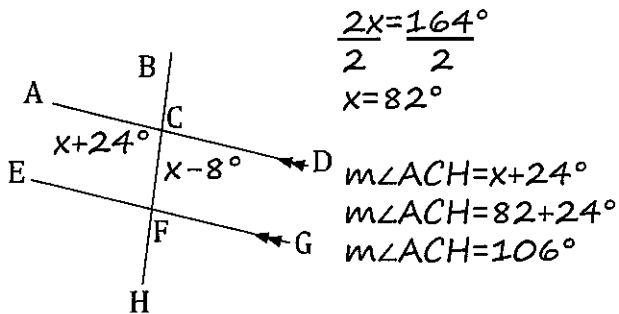
36.  $m\angle DCH = 63^\circ$  Find  $m\angle ACH$ .



Bubble all the correct answers from above. Don't bubble incorrect answers.

- $112^\circ$   
   $95^\circ$   
   $91^\circ$   
   $89^\circ$   
   $47^\circ$   
   $103^\circ$   
   $63^\circ$   
   $68^\circ$   
   $77^\circ$   
   $85^\circ$

37.  $m\angle ACH = x + 24^\circ$ ,  $m\angle DCH = x - 8^\circ$ . Find  $m\angle ACH$ .



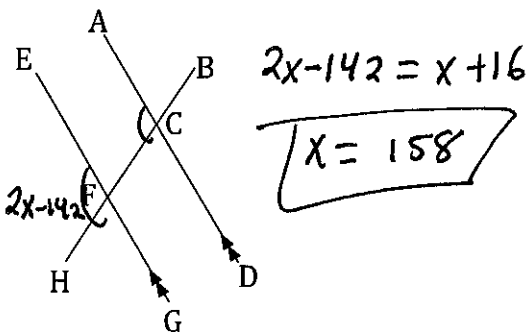
$$\frac{2x = 164^\circ}{2} \\ x = 82^\circ$$

$$m\angle ACH = x + 24^\circ \\ m\angle ACH = 82 + 24^\circ \\ m\angle ACH = 106^\circ$$

Linear Pair

$$m\angle ACH + m\angle DCH = 180^\circ \\ (x + 24^\circ) + (x - 8^\circ) = 180^\circ \\ x + 24^\circ + x - 8^\circ = 180 \\ 2x + 16^\circ = 180 \\ -16^\circ \quad -16^\circ$$

39.  $m\angle EFH = 2x - 142^\circ$ ,  $m\angle ACH = x + 16^\circ$ . Find  $m\angle ACH$ .

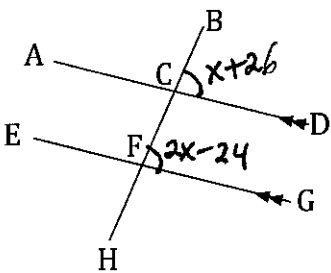


$$2x - 142 = x + 16$$

$$x = 158$$

Corresponding

41.  $m\angle BCD = x + 26^\circ$ ,  $m\angle BFG = 2x - 24^\circ$ . Find  $m\angle BFG$ .

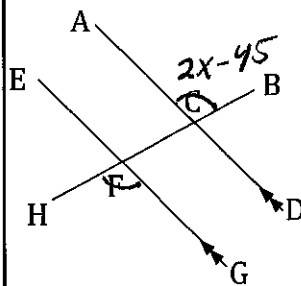


corresponding

$$x + 26 = 2x - 24$$

$$x = 50$$

38.  $m\angle ACB = 2x - 45^\circ$ ,  $m\angle HFG = x + 23^\circ$ . Find  $m\angle HFG$ .

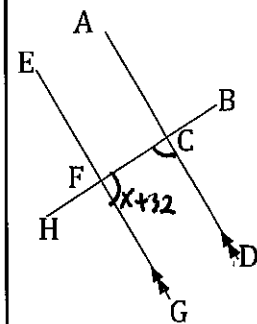


alternate exterior

$$2x - 45 = x + 23$$

$$x = 68$$

40.  $m\angle GFB = x + 32^\circ$ ,  $m\angle DCH = x + 24^\circ$ . Find  $m\angle DCH$ .



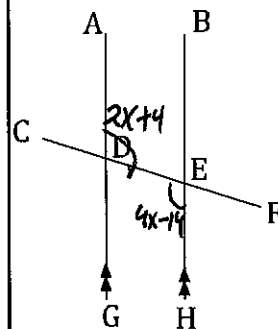
$$(x + 32) + (x + 24) = 180$$

$$2x + 56 = 180$$

$$x = 62$$

consecutive

42.  $m\angle ADF = 2x + 4^\circ$ ,  $m\angle HEC = 4x - 14^\circ$ . Find  $m\angle HEC$ .



alternate interior

$$4x - 14 = 2x + 4$$

$$2x = 18$$

$$x = 9$$

Bubble all the correct answers from above. Don't bubble incorrect answers.

- 76°  
  110°  
  91°  
  94°  
  106°  
  97°  
  22°  
  165°  
  86°  
  92°